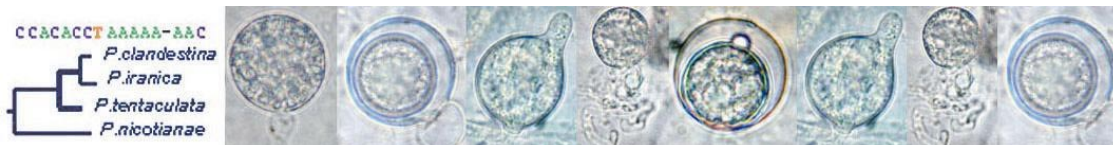


**Second International Workshop for the Morphological and Molecular Identification of the Straminipiles: *Phytophthora* and *Pythium***  
21-26 May, 2006

**SUNDAY, 21 MAY 2006**  
3-5 p.m. - REGISTRATION: 1<sup>st</sup> Floor, Marye Anne Fox Building  
6:30 p.m. - Reception Dinner

**MONDAY, 22 MAY 2006**

Presentations		
Time	Topic & Venue	Instructor/Speaker
9:30 a.m.	Welcome (3712 Bostian Hall) .....	Larry Nelson
9:40 a.m.	Importance of the 2nd <i>Phytophthora/Pythium</i> Workshop (3712 Bostian Hall) .....	James Moyer
9:50 a.m.	Introduction to Workshop Program (3712 Bostian Hall) .....	Gloria Abad
10:00 a.m.	The Genus <i>Phytophthora</i> : Taxonomic considerations (3712 Bostian Hall) .....	Mike Coffey
<b>10:30 a.m.</b>	<b>Break</b>	
11:00 a.m.	Ecology: <i>P. cinnamomi</i> , <i>P. infestans</i> , <i>P. ramorum</i> (3712 Bostian Hall) .....	Paul Tooley
11:30 a.m.	<i>Phytophthora</i> spp.: Morphological features (3712 Bostian Hall) .....	Gloria Abad & Mike Coffey
11:45 a.m.	<i>Pythium</i> spp.: Morphological features. (3712 Bostian Hall) .....	Motoaki Tojo Luciana Rosso
<b>Noon</b>	<b>Lunch</b> ( <i>on your own</i> )	
1:30 p.m.	<i>Phytophthora</i> : The well-known, the uncommon and the recently described species. (101 David Clark Labs).....	Gloria Abad
2:30 p.m.	<i>Pythium</i> : Plant pathogenic vs. nonpathogenic species (101 David Clark Labs) .....	Motoaki Tojo Ronald French-Monar
<b>3:30 p.m.</b>	<b>Break</b>	
4:00 p.m.	Diseases caused by <i>Phytophthora</i> and <i>Pythium</i> species (101 David Clark Labs) .....	Mike Benson



TUESDAY, 23 MAY 2006

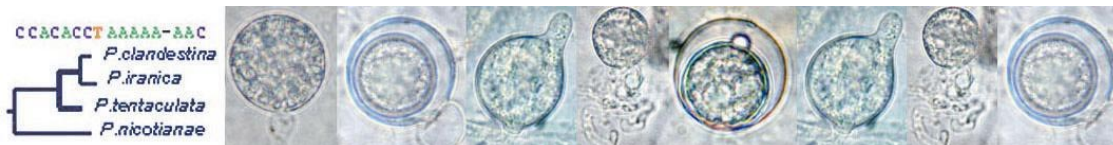
Concurrent Laboratory Sessions – Morphological Identification					
Time	Topic & Venue	Instructors	Time	Topic & Venue	Instructors
8:00 a.m.	Morphological Identification of <i>Phytophthora</i> Group 1 (B31 Fox Bldg.)	Gloria Abad & Mike Coffey Grazyna Szkuta	8:00 a.m.	Morphological Identification of <i>Pythium</i> Group 1 (B21 Fox Bldg.)	Ronald French-Monar, Motoaki Tojo & Luciana Rosso
<b>10:00 a.m. Break</b> (Conference Room, Marye Anne Fox Building, 2nd Floor)					

Concurrent Laboratory Sessions – Morphological Identification					
Time	Topic & Venue	Instructors	Time	Topic & Venue	Instructors
10:30 a.m.	Morphological Identification of <i>Phytophthora</i> Group 2 (B31 Fox Bldg.)	Gloria Abad & Mike Coffey Grazyna Szkuta	10:30 a.m.	Morphological Identification of <i>Pythium</i> Group 2 (B21 Fox Bldg.)	Ronald French-Monar, Motoaki Tojo & Luciana Rosso
<b>Noon Lunch</b> (on your own)					

Concurrent Laboratory Sessions – Morphological Identification					
Time	Topic & Venue	Instructors	Time	Topic & Venue	Instructors
1:30 p.m.	Morphological Identification of <i>Phytophthora</i> Group 1 (B31 Fox Bldg.)	Gloria Abad & Mike Coffey Grazyna Szkuta	1:30 p.m.	Morphological Identification of <i>Pythium</i> Group 1 (B21 Fox Bldg.)	Ronald French-Monar, Motoaki Tojo & Luciana Rosso
<b>3:00 p.m. Break</b> (Conference Room, Marye Anne Fox Building, 2nd Floor)					

Concurrent Laboratory Sessions – Morphological Identification					
Time	Topic & Venue	Instructors	Time	Topic & Venue	Instructors
3:30 p.m.	Morphological Identification of <i>Phytophthora</i> Group 2 (B31 Fox Bldg.)	Gloria Abad & Mike Coffey Grazyna Szkuta	3:30 p.m.	Morphological Identification of <i>Pythium</i> Group 2 (B21 Fox Bldg.)	Ronald French-Monar, Motoaki Tojo & Luciana Rosso

Presentations	
4:00 p.m.	Isolation, storage, and pathogenicity tests (101 David Clark Labs)..... Frank Martin
4:30 p.m.	Oomycetes ID: Basic molecular biological techniques (101 David Clark Labs) ..... Frank Martin



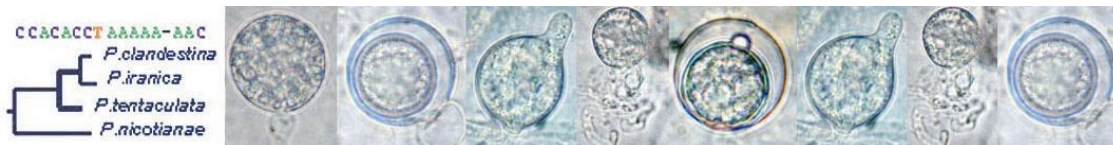
WEDNESDAY, 24 MAY 2006

Concurrent Laboratory Sessions:					
Time	Topic & Venue	Instructors	Time	Topic & Venue	Instructors
8:00 a.m.	DNA Extraction (B21 Fox Bldg.)	David Cooke, Frank Martin & Paul Tooley	8:00 a.m.	DNA Extraction (B31 Fox Bldg.)	David Cooke, Frank Martin & Paul Tooley
9:30 a.m.	Evaluating DNA (B21 Fox Bldg.)	David Cooke, Frank Martin & Paul Tooley	9:30 a.m.	Evaluating DNA (B31 Fox Bldg.)	David Cooke, Frank Martin & Paul Tooley
<b>10:00 a.m. Break</b> (Conference Room, Marye Anne Fox Building, 2nd Floor)					

Concurrent Laboratory Sessions:					
Time	Topic & Venue	Instructors	Time	Topic & Venue	Instructors
10:30 a.m.	PCR amplification of rDNA (B21 Fox Bldg.)	David Cooke, Frank Martin & Paul Tooley	10:30 a.m.	PCR amplification of rDNA (B31 Fox Bldg.)	David Cooke, Frank Martin & Paul Tooley
<b>Noon Lunch</b> ( <i>on your own</i> )					

Presentation / Discussion	
1:30 p.m.	Introducing the <i>Phytophthora</i> database project: An integrated community resource for detecting, monitoring and managing <i>Phytophthora</i> diseases (101 Dave Clark Labs) ..... Kelly Ivors & Seogchan Kang
<b>3 p.m. Break</b> (Conference Room, Marye Anne Fox Building, 2nd Floor)	

Concurrent Laboratory Sessions:					
Time	Topic & Venue	Instructors	Time	Topic & Venue	Instructors
3:30 p.m.	Evaluating PCR (gels) (B21 Fox Bldg.)	David Cooke, Frank Martin & Paul Tooley	3:30 p.m.	Evaluating PCR (gels) (B31 Fox Bldg.)	David Cooke, Frank Martin & Paul Tooley
4:15 p.m.	Cleaning PCR (B21 Fox Bldg.)	David Cooke, Frank Martin & Paul Tooley	4:15 p.m.	Cleaning PCR (B31 Fox Bldg.)	David Cooke, Frank Martin & Paul Tooley



THURSDAY, 25 MAY 2006

**Concurrent Laboratory Sessions:**

Time	Topic & Venue	Instructors	Time	Topic & Venue	Instructors
8:00 a.m.	Set up (RFLP) (B21 Fox Bldg.)	David Cooke, Frank Martin & Paul Tooley	8:00 a.m.	Set up (RFLP) (B31 Fox Bldg.)	David Cooke, Frank Martin & Paul Tooley
<b>10:00 a.m.</b>	<b>Break</b>				

**Concurrent Laboratory Sessions:**

10:30 a.m.	Multiplex PCR RFLP (B21 Fox Bldg.)	David Cooke, Frank Martin & Paul Tooley	10:30 a.m.	Multiplex PCR RFLP (B21 Fox Bldg.)	David Cooke, Frank Martin & Paul Tooley
<b>Noon</b>	<b>Lunch (on your own)</b>				

**Presentation**

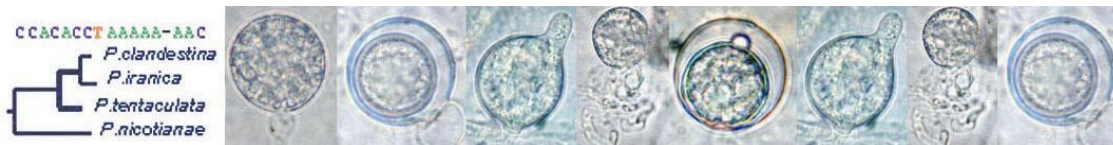
1:30 p.m.	Molecular ID of <i>Phytophthora</i> spp. by DNA analysis (101 David Clark Labs).....	David Cooke
-----------	--	-------------

**Concurrent Laboratory Sessions**

Time	Topic & Venue	Instructors
2:30 p.m.	Molecular Lab – Computer assisted molecular identification (112, 116, 120, 132 Fox Bldg.).....	David Cooke, Frank Martin, Paul Tooley, & Gloria Abad
<b>3:30 p.m.</b>	<b>Break</b> (Conference Room, Marye Anne Fox Building, 2nd Floor)	

**Presentation**

4:00 p.m.	<i>Phytophthora</i> and <i>Pythium</i> diagnostic kits (B31 Fox Bldg.) .....	Tom Creswell
-----------	---	--------------



**FRIDAY, 26 MAY 2006**

<b>Presentations</b>	
9:30 a.m.	Molecular tools for ID of <i>Phytophthora</i> species (3712 Bostian Hall)..... David Cooke
10:00 a.m.	Molecular tools for ID of <i>Pythium</i> species (3712 Bostian Hall)..... Frank Martin
<b>10:30 a.m.</b>	<b>Break</b>

<b>Presentations</b>	
11:00 a.m.	Integrating morphological and molecular tools for the identification of <i>Phytophthora</i> , <i>Pythium</i> , and <i>Pythiogeton</i> (3712 Bostian Hall)..... Gloria Abad
11:15 a.m.	Questions and discussion (3712 Bostian Hall)
11:30 a.m.	Views and remembrances of the workshop (3712 Bostian Hall)
11:45 a.m.	Farewell and certificates (3712 Bostian Hall) ..... James Moyer
<b>Noon</b>	<b>Workshop Adjourns</b>

**8 a.m. - Noon**  
**SATURDAY, 27 MAY 2006**  
**B31 Marye Anne Fox**  
**Undergraduate Science Teaching Laboratories**

**2nd Minisymposium:**  
**“Strengthening the Basis for a Survey of *Phytophthora* and *Pythium* in the Americas and Beyond.”**

<http://www.cals.ncsu.edu/plantpath/activities/societies/stramen/minisymp.html>